


Using Go4Schools

Using GO 4 Schools, you will be able to view your child's progress online and access the following information at any time.

- **Real-time attainment information** – marks and target grades for all subjects throughout the year
- **Timetable** – Your child's daily and weekly timetable
- **Attendance** – Shown from the start of the academic year
- **Progress Reports** – Full written reports which are published **xx** times a year
- **Behaviour information** – A summary of positive and negative events, plus any managed detentions your child has been issued

Your child's page is constantly updated, providing you with the latest information.

You will also have access to this information via a mobile parent app. Additional help documents for the Mobile App are available to parents and more information can be found at <http://www.go4schools.com/MobileApp.aspx>.



To access the site, please go to www.go4schools.com and click on the Parents login at the top of the main page to arrive at the log-in screen. The email address you use to enter the site must be the one we have registered in our database for you.

If you would like to change this email address please contact us on admin@wensleydaleschool.net

To request a password for GO 4 Schools, please click on the 'First-time User' link shown below.



Welcome!

This is the GO 4 Schools login page for Parents and Guardians

In order to login, you will need to use the email address that your child's school holds for you.

If you don't have a password yet, or have forgotten your password, you can request a password reset email using the First-time User? and Forgotten your Password? links.

If you are having problems logging on, please contact your child's school.

Email address:	<input type="text"/>
Password:	<input type="password"/>
<input type="checkbox"/>	Remember my email address
<input type="button" value="Sign in"/>	

[First-time User?](#)

[Forgotten your Password?](#)

GO 4 Schools Parent App

If your child's school uses GO 4 Schools, they can add the GO 4 Schools mobile app to make it even easier for you to see your child's timetable, homework, behaviour records, attendance, etc. What you will see depends on which GO 4 Schools modules your child's school has subscribed to.

The GO 4 Schools Parent App is free for parents to download from the Apple and Android App stores, but you will not be able to log in unless your child's school has a current GO 4 Schools subscription that includes the App, and they have granted you access.

The App uses the same login details (email address and password) as this web site.

If you can't log in to this site, you will not be able to log in to the App. If you think you should be able to log in to this website but can't, please contact your child's school.



Google Play and the Google Play logo are trademarks of Google LLC.
Apple, the Apple logo, iPhone, and iPad are trademarks of Apple Inc., registered in the U.S. and other countries and regions. App Store is a service mark of Apple Inc.

Enter your email address into the First-time User 'Email address' field and click 'New password'. A randomised password will then be generated and sent to your email address.

The screenshot shows the GO 4 Parents and Guardians website. At the top, there is a header with the GO logo and the text "GO 4 PARENTS AND GUARDIANS". Below the header, there is a navigation bar with "Parent home" and "Login" links. The main content area features a "Welcome!" message and a "This is the GO 4 Schools login page for Parents and Guardians" section. A modal window titled "First-time User?" is open, displaying an "Email address:" field with the value "david.shaw@go4schools.com" and a "New password" button. The modal also contains instructions for first-time users and a "Cancel" button. Below the modal, there are instructions for logging in, including a note about the GO 4 Schools Parent App. At the bottom, there are buttons for "GET IT ON Google Play" and "Download on the App Store", along with trademark information for Google and Apple.

You will then be able to log into the site using your email and generated password in the parent and guardian login page, shown below. It will then allow you to view your child's page.

The screenshot shows the GO 4 Parents and Guardians website. At the top, there is a header with the GO logo and the text "GO 4 PARENTS AND GUARDIANS". Below the header, there is a navigation bar with "Parent home" and "Login" links. The main content area features a "Welcome!" message and a "This is the GO 4 Schools login page for Parents and Guardians" section. The login form is visible, with "Email address:" and "Password:" fields, a "Remember my email address" checkbox, and a "Sign in" button. Below the login form, there are links for "First-time User?" and "Forgotten your Password?". The "GO 4 Schools Parent App" section is also visible, providing information about the app and its availability. At the bottom, there are buttons for "GET IT ON Google Play" and "Download on the App Store", along with trademark information for Google and Apple.

Once logged in, what will you see?

Once logged in the parent can access all children at the same school.



Mrs M Adams

Click on your child's name below to view their current progress.

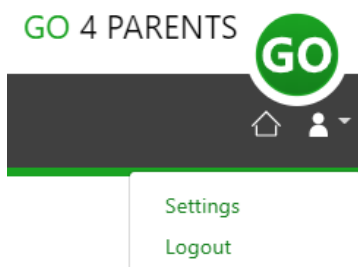
Chloe ADAMS Timetable

George ADAMS Timetable

Sophie ADAMS Timetable

Updating settings and passwords

GO 4 PARENTS



To update the settings for notifications and emails generated by GO4Schools select the person icon on the top menu bar and the 'Settings' option.

Once in the settings page you can check the email contact address used by the school and notify the school if updated contact details are required using the text box provided.

To manage your communication settings a table showing options for Email, Mobile App and SMS are visible depending on the school's subscription, these can be updated specifically for each of the options available to the school:

	Receive updates by Email			Receive notifications via Mobile App			Receive updates by SMS		
	Enabled by school	Use when enabled?		Enabled by school	Use when enabled?		Enabled by school	Use when enabled?	
Daily homework summaries	No	No	▼	No	No	▼	n/a	n/a	
Daily/weekly behaviour summaries	No	Yes	▼	No	Yes	▼	n/a	n/a	
Detention updates	Yes	Yes	▼	Yes	Yes	▼	n/a	n/a	
Attendance updates	Yes	Yes	▼	Yes	Yes	▼	Yes	Yes	▼
School messages	Yes	Yes	▼	Yes	Yes	▼	No	Yes	▼

At the bottom of the page you can also update your password from the settings page.

Change your password

Update your password in the boxes below and click the "Change" button.

Current password used to login from home:

New password to use to login from home:

Confirm new password:

ADAMS, Sophie

2021 ▾ Year 11 (Current), 11D, House: Da Vinci



Links at the top of the page will allow you to see detailed information and alerts for homework tasks, inbox messages, detentions, and reports. The academic year can be changed from a drop-down list if previous years are visible.

The icon will display any student data that the school has shared with you regarding your child including SEND, FSM, PPI etc.

0
Homework

185
Inbox

0
Detentions

1
Reports

Alerts for items that have not been viewed will be displayed alongside the icons for each of these areas in GO 4 Schools.

Timetable

Today's timetable is visible with a link to the full timetable.

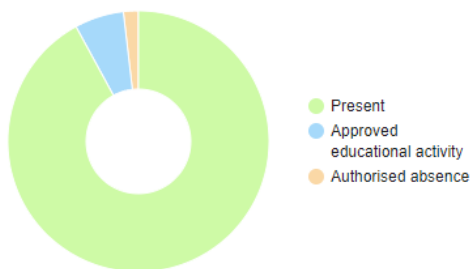
Timetable

08:50	09:20	Tutorial, 11D/Tu	Mr S GREEN
09:20	10:20	BTEC Sport, 11n/Pe1	Miss T TRIBBICK
10:20	11:50	Chemistry, 11NT/Ch	Mrs L LINSTEAD
11:50	12:50	Chemistry, 11A/Ch1	Mrs L LINSTEAD
12:50	14:20	Life Skills, 11n/Ls1	Mrs H HANG
14:20	15:20	Health & Social Care, 11W/Hs1	Miss B BAJRAKU

Attendance

Attendance

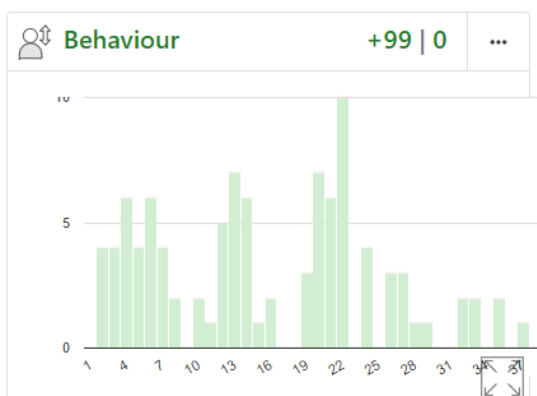
98%



An attendance summary chart displays the percentage of present and other key absences recorded by the school.

Behaviour

A summary table of positive and negative behaviour events.



Progress

A Progress overview table showing any tracking schemes in place with a count of subjects within each tracking band.

GO 4 Schools: Current model	
Above target	2
On target	4
Below target	1
Well below target	0

Menu Links

Attendance



Attendance

This page has two tabs, an attendance summary, and a calendar view.

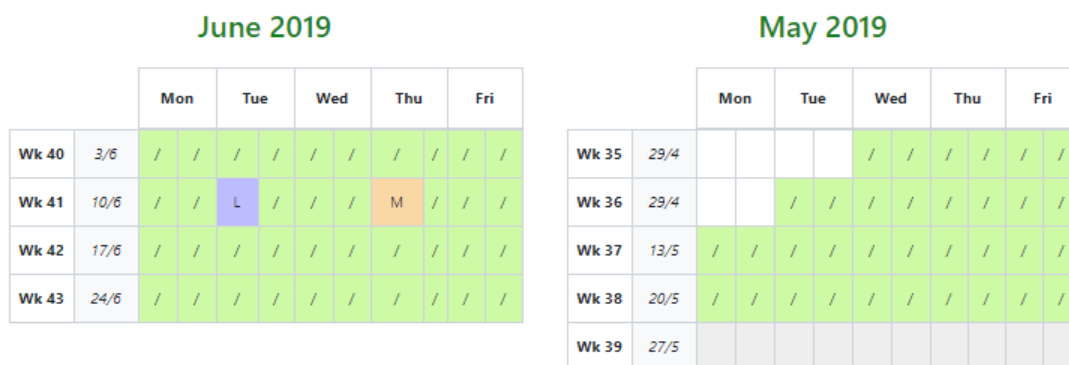
The session summary shows a count of all attendance marks received your child and as a percentage of total possible school attendance. Additional charts show the student's overall attendance pattern as the academic year develops week by week.

Week	7	28	29	30	31	32	33	34	35	36	37	38	39	40
% Attendance	7.7	97.4	97.5	97.6	97.7	97.7	97.7	97.8	97.9	97.9	98.0	98.1	98.1	98.1
% Present	5.8	96.6	96.7	96.8	96.6	96.6	96.6	96.7	96.8	96.9	97.0	97.1	97.1	97.2
% Approved educational activity	9	0.9	0.8	0.8	1.1	1.1	1.1	1.1	1.1	1.0	1.0	1.0	1.0	0.9
% Authorised absence	3	2.6	2.5	2.4	2.3	2.3	2.3	2.2	2.1	2.1	2.0	1.9	1.9	1.9
% Unauthorised absence	0	0	0	0	0	0	0	0	0	0	0	0	0	0
% Unknown	0	0	0	0	0	0	0	0	0	0	0	0	0	0
% Late	5	0.4	0.4	0.4	0.4	0.4	0.4	0.4	0.4	0.3	0.3	0.3	0.3	0.3

A Heat map shows your child's average attendance for each session across a week so days where attendance may be a concern are clearly flagged.

[Optional] Additional detail of attendance in each curriculum subject are also displayed so patterns that could be a concern can be easily viewed.

The calendar view shows details of all session attendance marks entered for the student during the academic year.



Behaviour



Behaviour

Tabs on this page will show various details of behaviour recorded in GO 4 Schools:

[Behaviour summary](#)

[View behaviour events](#)

[Detention summary](#)

The **summary of all events table** is a count of all types of event recorded for your child and the total score for each event raised. These can be viewed by positive and negative events.

Event	Count	Student score
C3 Serious out of lesson incident	1	-3
P2 Recognition for an excellent contribution	41	82
P1 Verbal recognition for a good contribution	107	107

Behaviour by subject and group displays your child's behaviour net score from both positive and negative events and then compares this to the subject average score for all other students who study this subject in the same year group.

View behaviour events: this tab enables the display of all recorded events in date order with options to view additional details and detention information if applicable.

<input type="checkbox"/> Show event details	<input type="checkbox"/> Show events with detentions only	<input type="checkbox"/> Show managed detention details
Tue, 11 May OBAZEE WOGNIN, C	P2 Recognition for an excellent contribution Year 11, Media Studies, Md	
Fri, 30 Apr BELL,K, A	P1 Verbal recognition for a good contribution Year 11, Psychology, Py, 11W/Py1	

Online inbox



Inbox

This is the summary of all emails sent to parents and students that are auto generated for homework, behaviour and progress reports or sent by the school for notifiable detentions, attendance absences and general messages.

Progress



Progress

Summary Progress displays a table that can be set to show progress by residual value or grade value for all subjects. The summary curriculum overview table has options to display simple grades, detailed grades shared by the school or an all assessment view (like the legacy site).

Compact view (main grades only) Broad view (all grades) Detailed (main grades plus marksheet grades)

Subject	Year 7 Baseline Grade	External target	Teacher Target	Target	Current	Demo school residual	Mock Grade	Sheet summary
Life Skills ¹	-	-	-	-	Mastering	-	Mastering	Autumn Low stakes Autumn Extended answer Spring 1 - Remote learning engagement Spring quiz Centre Assessment Grades Mastering Mastering Good contribution/ Quality of work - -
Psychology ¹	-	6-	-	6-	7-	Above target	7-	2019 Current Grade Social Influence End of Unit Assessment Psychological Problems Assessment Language, Thought and Communication Assessment 5 4- - -

If detailed assessment data has been shared by the school each subject can be viewed by using the **View subject in detail** tab. This will show assessments at marksheet or individual assessment level including formative assessment.

Progress Reports

Reports



Y10 Progress
Report 6 -
Final Grades,
3 Jul 2019



Y10 Progress
Report 4, 3
Apr 2019



Y10 Progress
Report 1, 18
Oct 2018

Published reports are displayed as icons that can be used to open the PDF report to view the details. Any unread reports are highlighted as shown.

The attainment table gives an overview of progress across subjects for each report in the academic year.

Documents



Documents

This page will list any documents the school has shared with parents and or students.